


# BUILD FOR

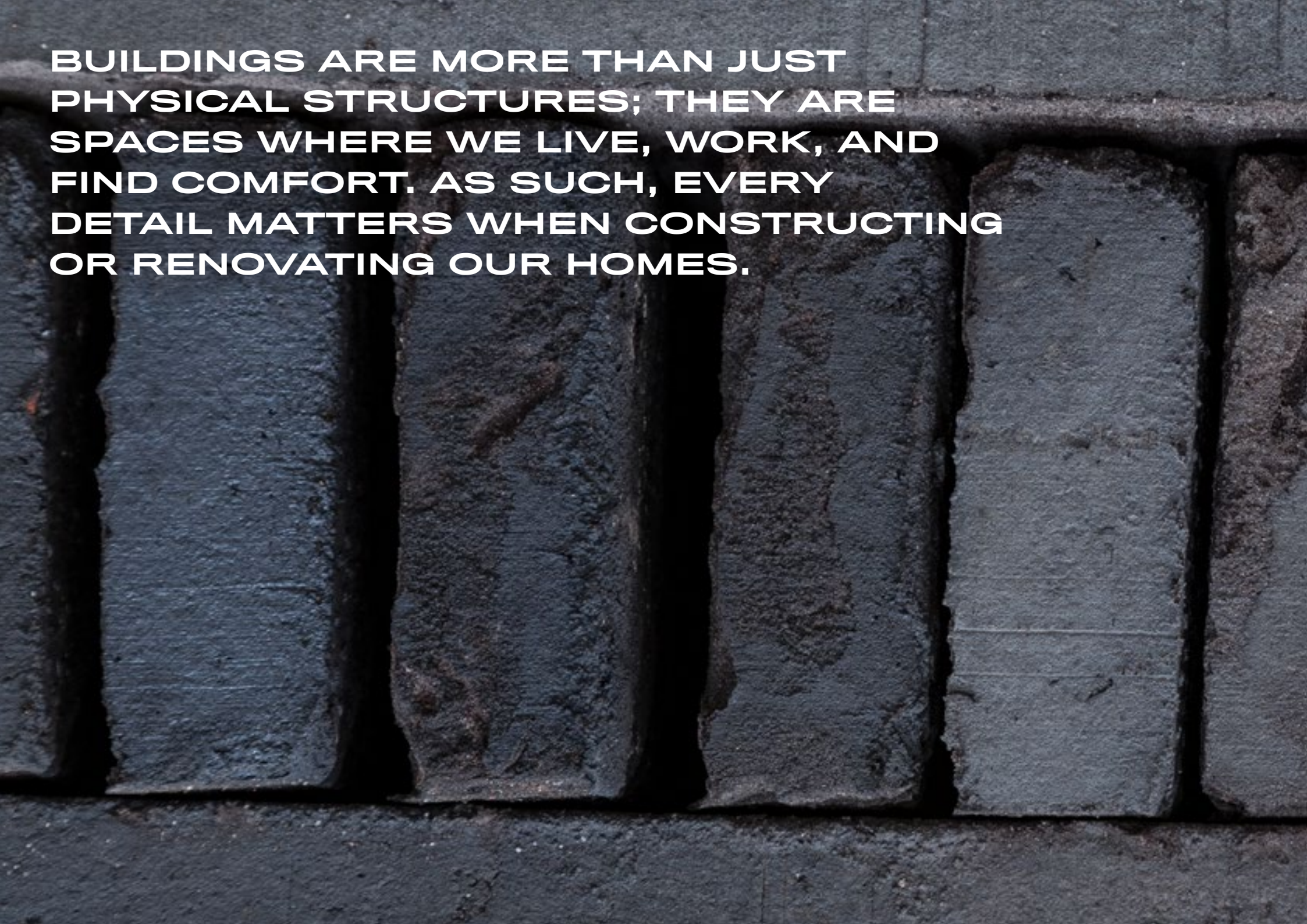



# GENERATIONS





**BUILDINGS ARE MORE THAN JUST  
PHYSICAL STRUCTURES; THEY ARE  
SPACES WHERE WE LIVE, WORK, AND  
FIND COMFORT. AS SUCH, EVERY  
DETAIL MATTERS WHEN CONSTRUCTING  
OR RENOVATING OUR HOMES.**





**WE PRODUCE BRICKS WITH  
DEEP RESPECT FOR BOTH THE  
MATERIALS AND THE PEOPLE  
INVOLVED, RECOGNIZING IT AS  
ONE OF THE MOST SUSTAINABLE  
BUILDING MATERIALS. ITS  
DURABILITY ENSURES THAT  
IT CAN BE PASSED DOWN  
THROUGH GENERATIONS.**

**THIS BOOK IS CRAFTED TO  
GUIDE YOU IN MAKING INFORMED  
DECISIONS, AIMING TO INSPIRE  
YOU TO CREATE WITH BRICKS.**

# CONTENTS

**CHAPTER 1**  
**BRICK BONDS**

**CHAPTER 2**  
**PATTERN MASONRY**

**CHAPTER 3**  
**MIX & MATCH**

**CHAPTER 4**  
**RELIEFS**

**CHAPTER 5**  
**TRANSPARENT**  
**MASONRY**

**CHAPTER 6**  
**CORNERS**

# 1. BRICK BONDS





# **THE WALL. MAKE IT A THING OF BEAUTY.**

**BY ARRANGING BRICKS IN DIFFERENT WAYS, WE ACHIEVE DIFFERENT AESTHETIC EXPRESSIONS. FOR ALL TYPES OF MASONRY WORK, THE FOLLOWING APPLIES: BRICKS MUST BE ARRANGED IN SUCH A WAY THAT THE WALL IS BOUND TOGETHER AND BECOMES SOLID.**


**BRICK BONDS HAVE DEVELOPED ENORMOUSLY OVER THE YEARS, BUT SEVERAL OF THE BRICK BONDS THAT ARE USED TODAY WERE ALREADY CREATED IN THE MIDDLE AGES.**

# 1.1 COMBINED BONDS




## 1.1 Combined bonds

BUILD FOR GENERATIONS 12




**RT-F-1A**

Combined bond




**RT-F-1B**

Variant of combined bond



## RT-F-1C


Variant of combined bond



## RT-F-1D


Variant combined bond with running stone

## 1.1 Combined bonds




### RT-F-1E

Variant of combined bond with running stone, 1/2 and 1/4 offset




### RT-F-1F

Variant of combined bond with running stone, 1/2 and 1/4 offset



## RT-F-1G

Variant of combined bond with running stone, 1/2 and 1/4 offset



## RT-F-1H

Variant of combined bond with running stone, 1/2 and 1/4 offset


# 1.2 RUNNING BONDS






## 1.2 Running bonds

BUILD FOR GENERATIONS 18




### RT-F-2A

Half-stone bond




### RT-F-2B

Quarter-stone bond, alternately 1/4 offset



## RT-F-2C


Variant of quarter-stone bond, 1/4 offset



## RT-F-2D


Variant of running bond, 1/2 offset

## 1.2 Running bonds




**RT-F-2E**

Variant of running bond



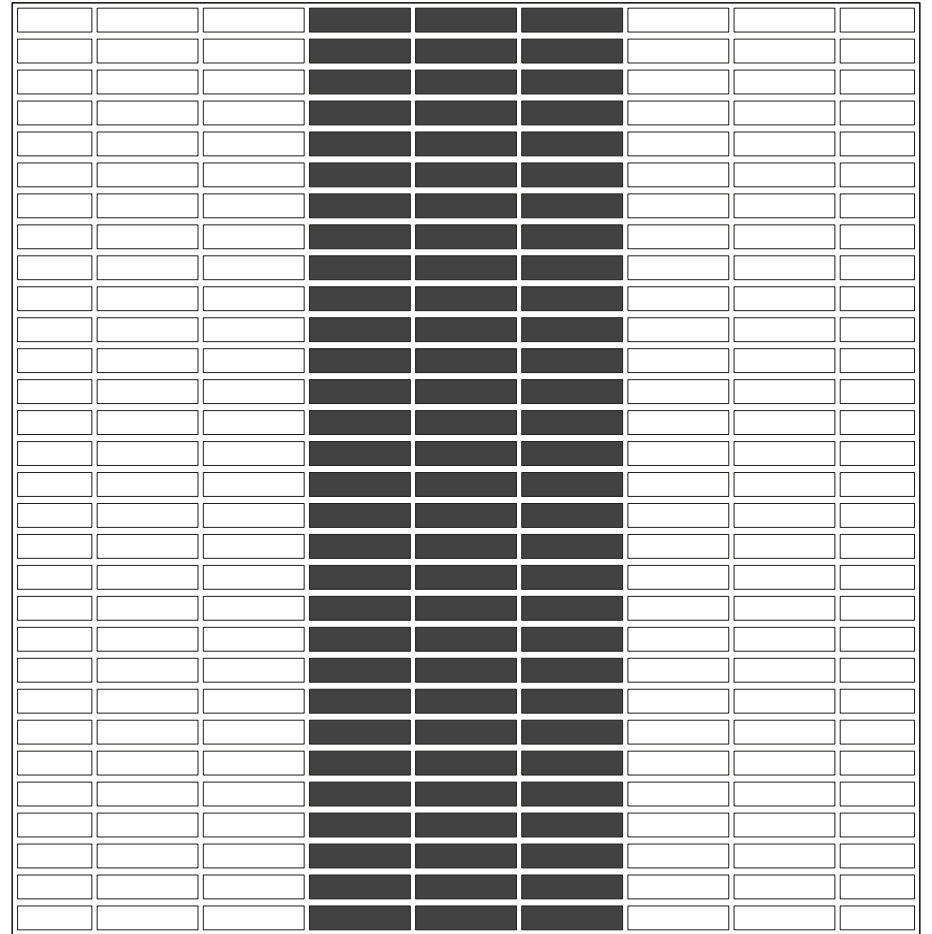
**RT-F-2F**

Variant of running bond



## RT-F-2G

Variant of running / cross bond




## RT-F-2H

Stack bond




# 1.3 COMMON BONDS

### 1.3 Common bonds



### RT-F-3A


2-stretcher common bond



### RT-F-3B


4-stretcher common bond, herringbone





**RT-F-3C**


10-stretcher common bond, running header



**RT-F-3D**


Variant of common bond,"church brickwork"

### 1.3 Common bonds




### RT-F-3E

Variant of common bond




### RT-F-3F

Variant of common bond



## RT-F-3G

Variant of common bond



## RT-F-3H


Anja and Roberts' bond



# 1.4 HEADER BONDS


## 1.4 Header bonds

BUILD FOR GENERATIONS 30




### RT-F-4A

Cross bond




### RT-F-4B

Block bond



## RT-F-4C


Header bond



## RT-F-4D


American bond

## 1.4 Header bonds



**RT-F-4E**


Dutch bond




**RT-F-4F**

Variant of Dutch bond





**RT-F-4G**  
Variant of Dutch bond




**RT-F-4H**  
Variant of Dutch bond




# 1.5 FLEMISH BONDS

## 1.5 Flemish bonds




### RT-F-5A

Flemish bond - Vedic / Gothic / Polish bond




### RT-F-5B

Flemish herringbone bond

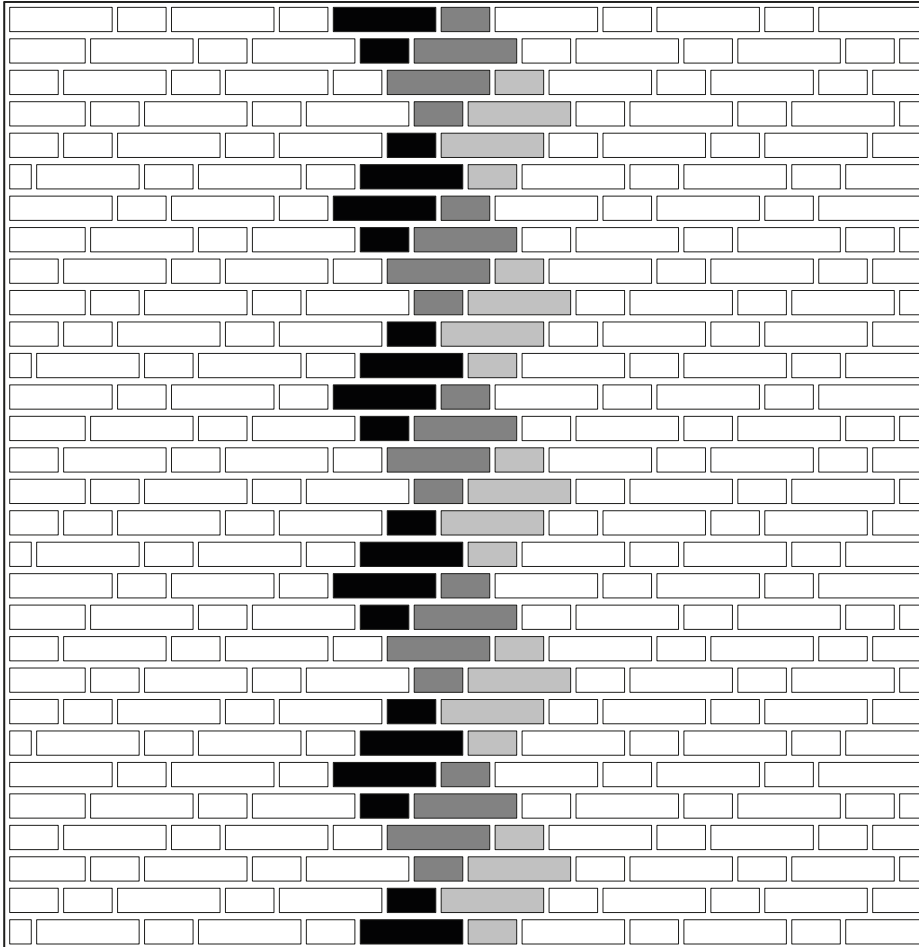


**RT-F-5C**  
Flemish cross bond




**RT-F-5D**  
Variant of Flemish bond

## 1.5 Flemish bonds




### RT-F-5E

Variant of Flemish bond




### RT-F-5F

Variant of Flemish bond



## RT-F-5G

Variant of Flemish bond



## RT-F-5H


Variant of Flemish bond






# 1.6 HERRINGBONE BONDS

## 1.6 Herringbone bonds



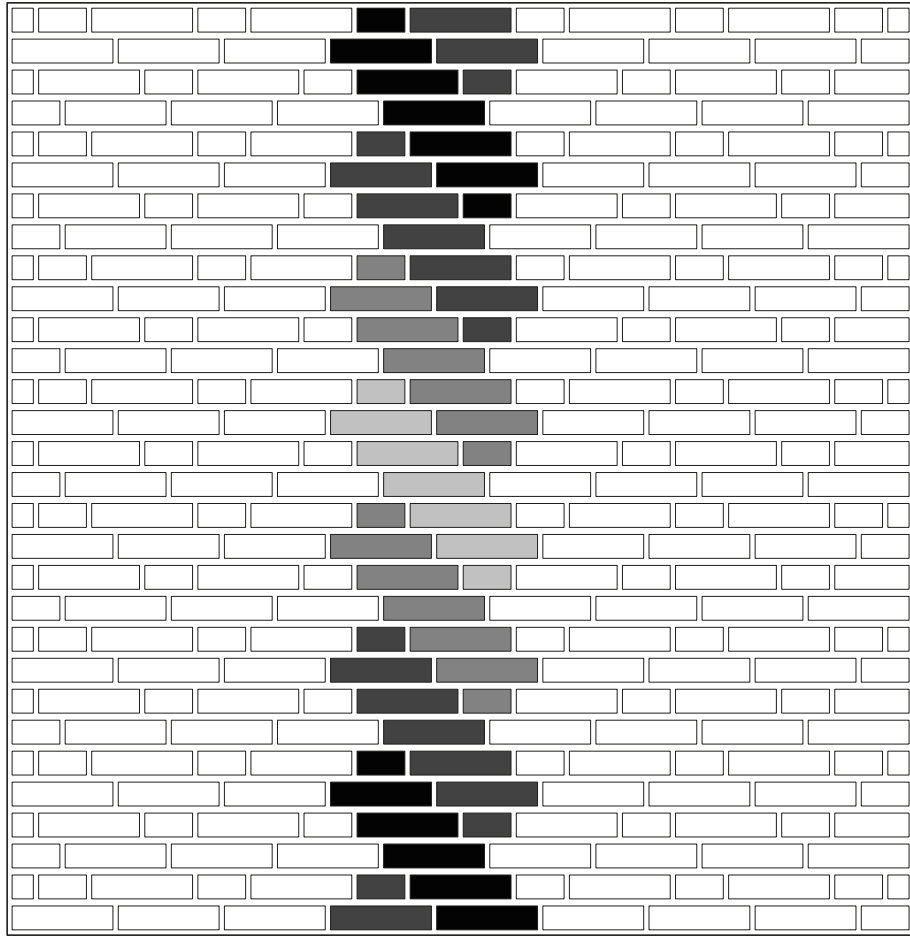
### RT-F-6A

Large herringbone bond




### RT-F-6B

French running bond



# RT-F-6C


Twentsch bond



# RT-F-6D


Scales bond

## 1.6 Herringbone bonds




**RT-F-6E**

Ochshorn bond




**RT-F-6F**

Jan Duin bond



## RT-F-6G

Nijmegen bond



## RT-F-6H


Variant of square bond



# 1.7 ENGLISH / SUSSEX BONDS


1.7 English / Sussex bonds

BUILD FOR GENERATIONS 48



**RT-F-7A**


English / Sussex bond



**RT-F-7B**


Variant of English / Sussex bond





**RT-F-7C**

Variant of English / Sussex bond, "suspended bond"




**RT-F-7D**

Variant of English / Sussex bond


1.7 English / Sussex bonds

BUILD FOR GENERATIONS 50




**RT-F-7E**

Variant of English / Sussex bond




**RT-F-7F**

Variant of English / Sussex bond



## RT-F-7G

Variant of English / Sussex bond, "Zoppinster bond"




## RT-F-7H

TT bond




# 1.8 OTHER BONDS

## 1.8 Other bonds




**RT-F-8A**

Square bond




**RT-F-8B**

Fredriksberg bond



**RT-F-8C**


French bond



**RT-F-8D**


Concordia bond

## 1.8 Other bonds



**RT-F-8E**


Twentsch chain bond




**RT-F-8F**

Wicker bond





**RT-F-8G**  
Variant of wicker bond



**RT-F-8H**  
Amal bond

# 2 PATTERN MASONRY


IN ADDITION TO BONDS, THERE ARE MANY OTHER WAYS TO USE BRICKS TO ACHIEVE DIFFERENT AESTHETIC EXPRESSIONS.

PATTERN MASONRY IS A TECHNIQUE THAT HAS BEEN USED FOR DECORATIVE PURPOSES FOR CENTURIES. LET YOUR IMAGINATION RUN WILD.




## 2 Pattern masonry


BUILD FOR GENERATIONS 60




Pinwheel / Windmill




Pinwheel / Windmill



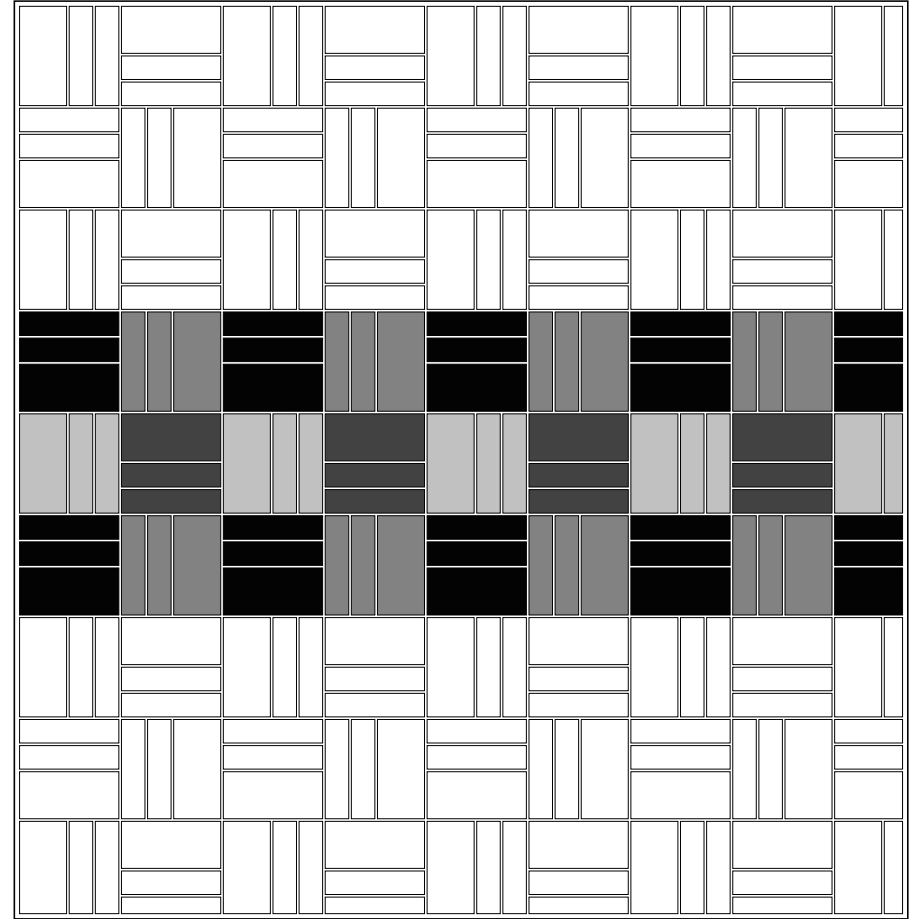
Pinwheel / Windmill




Pinwheel / Windmill




Pinwheel / Windmill



Pinwheel / Windmill




Wicker



Herringbone

## 2 Pattern masonry

BUILD FOR GENERATIONS 64



Herringbone






# 3 MIX AND MATCH

**THE DANISH FORMAT  
(228X108X54MM) IS TODAY THE MOST  
WIDELY USED BRICK FORMAT.**


**ULTIMA (ROMAN FORMAT  
(468X108X38MM) IS THE CLASSIC  
LINEAR FORMAT THAT ORIGINATES  
FROM ANCIENT ROME.**

**THE FLENSBURG FORMAT  
(228X108X40MM) IS A THINNER  
FORMAT THAN THE DANISH FORMAT.**


**WITH THESE THREE FORMATS,  
THE POSSIBILITIES ARE ENDLESS.  
MIX AND MATCH THE FORMATS TO  
CREATE UNIQUE EXPRESSIONS AND  
BRING YOUR VISION TO LIFE.**




### 3 Mix and match




Mix and match combined bond, Danish format, Ultima and Flensburg format.



Mix and match common bond, Danish format, Ultima and Flensburg format.




Mix and match running bond, Danish format, Ultima and Flensburg format.




Mix and match header bond, Danish format, Ultima and Flensburg format.

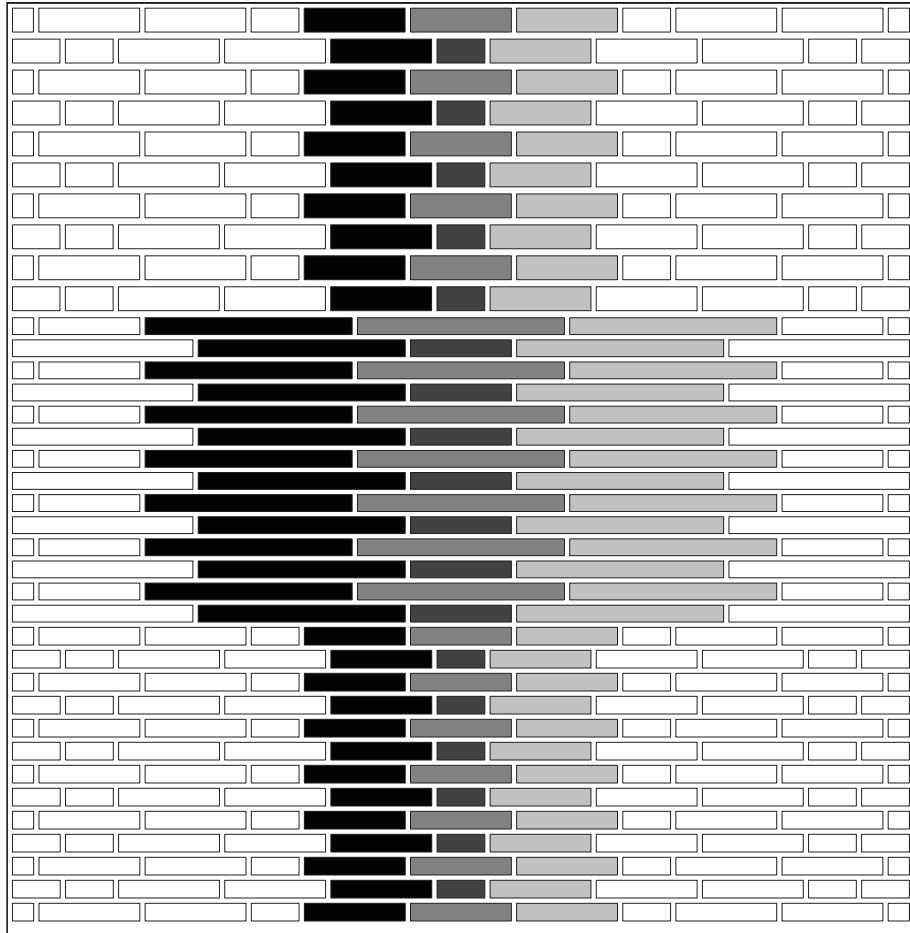
### 3 Mix and match




Mix and match Flemish bond, Danish format, Ultima and Flensburg format.



Mix and match herringbone bond, Danish format, Ultima and Flensburg format.



Mix and match English / Sussex bond, Danish format, Ultima and Flensburg format.



Mix and match other bond, Danish format, Ultima and Flensburg format.

# 4 RELIEFS

THE RELIEF EFFECT CAN MAKE  
A SEEMINGLY SIMPLE PROJECT  
MORE THREE-DIMENSIONAL AND  
COMPLEX IN ITS EXPRESSION.

YOU CAN WORK ON A SMALL  
SCALE, OR USE AN ENTIRE  
FACADE AS YOUR CANVAS.









# 4 RELIEFS


## 4 Reliefs




Angled stones



In and drawn headers / stretchers



Drawn stretchers



Variant of drawn headers / stones






# 5 TRANSPARENT MASONRY

WE THINK OF BRICKWALLS AS SOLID BUT THEY CAN ALSO BE TRANSPARENT. WHEN BRICKS IN SELECTED PLACES ARE REMOVED FROM A BOND OR A PATTERN.









# 5.1 TRANSPARENT MASONRY


## 5.1 Transparent masonry




Wicker



Wicker




Wicker




Wicker


## 5.1 Transparent masonry




Wicker



Pinwheel / Windmill




Pinwheel / Windmill




Pinwheel / Windmill

## 5.1 Transparent masonry




Pinwheel / Windmill




Slot





Slot




Slot


# **5.2 FACADE EXAMPLE TRANSPARENT MASONRY**



5.2 Facade example transparent masonry



Facade example transparent masonry 1



Facade example  
transparent masonry 2

# 6 CORNERS



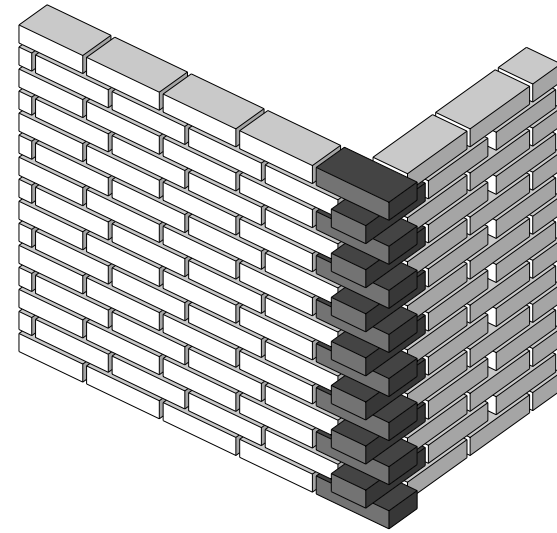
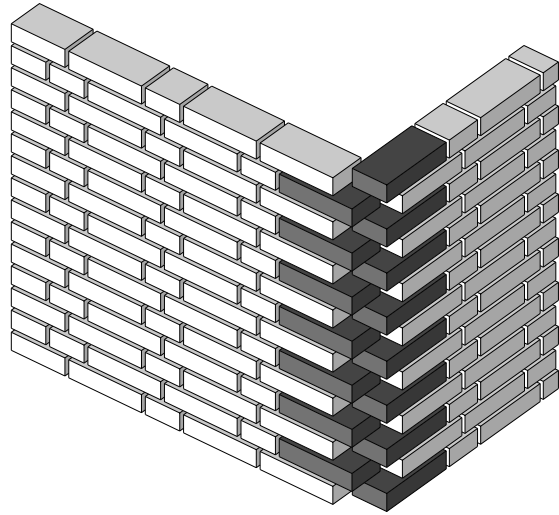
# 6.1 POINTED CORNERS

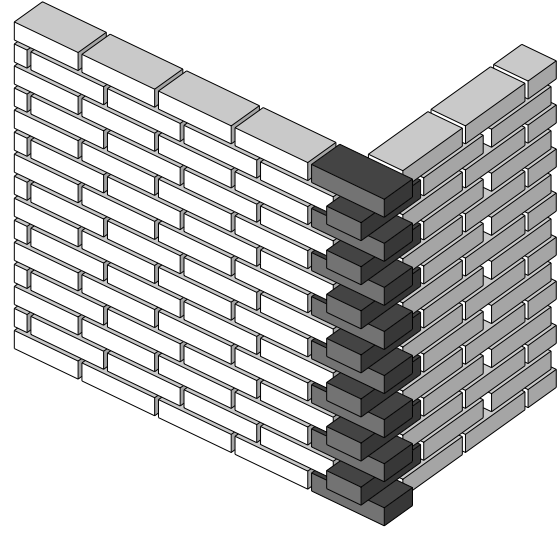
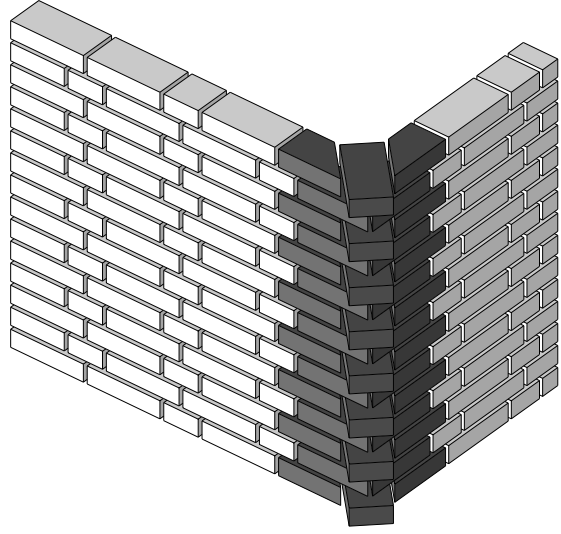
THERE IS NO NEED TO HOLD BACK  
WHEN IT COMES TO SHARP  
CORNERS AND ANGLES.



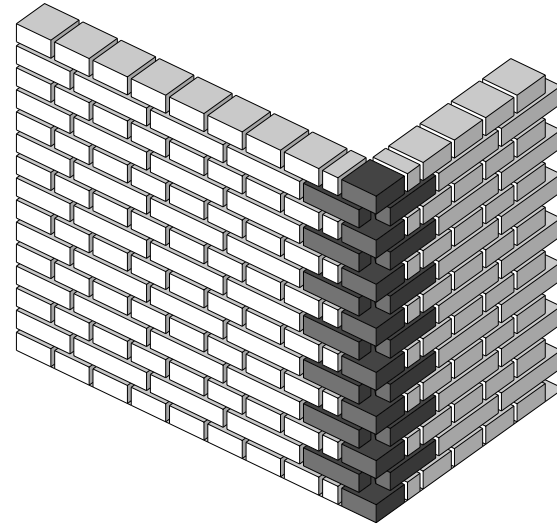
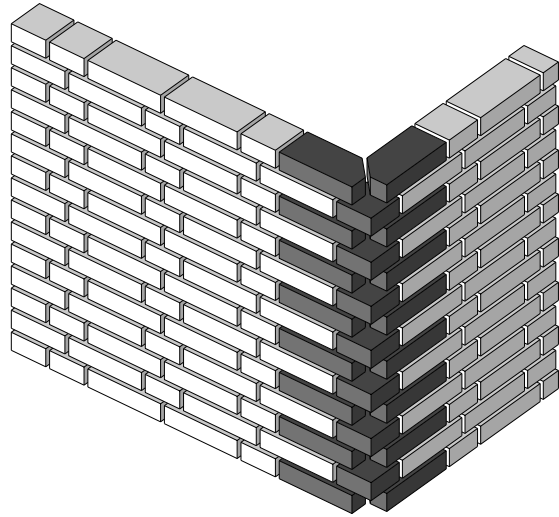


## 6.1 Pointed corners





## 6.1 Pointed corners





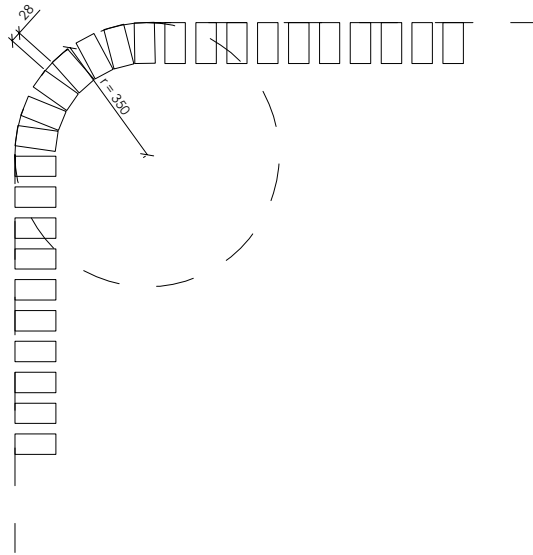
# 6.2 ROUNDED CORNERS

**BRICKS EXCEL IN COMPLEMENTING ORGANIC DESIGNS, ALLOWING FOR INTRICATE CURVES AND SMALL RADII WITHOUT THE NEED FOR EXPENSIVE TECHNIQUES.**

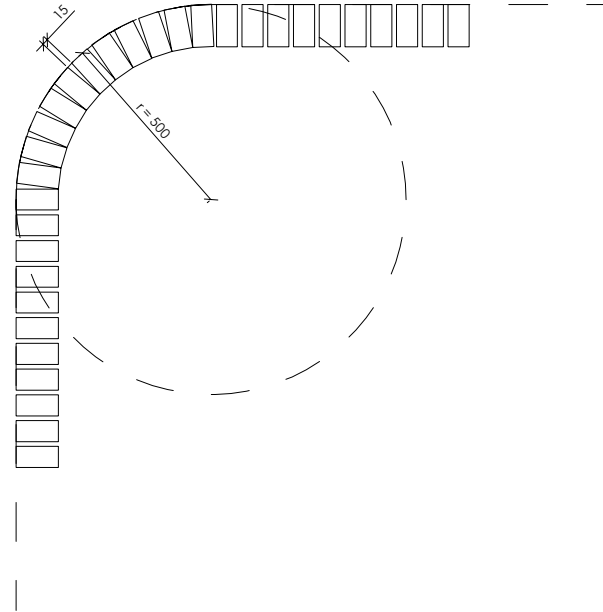
**HOWEVER, FOR THOSE SEEKING PERFECTION IN ROUNDED CORNERS, WE ALSO CRAFT SPECIAL BRICKS TAILORED TO ENSURE SEAMLESS TRANSITIONS AND AESTHETICS.**



## 6.2 Rounded corners

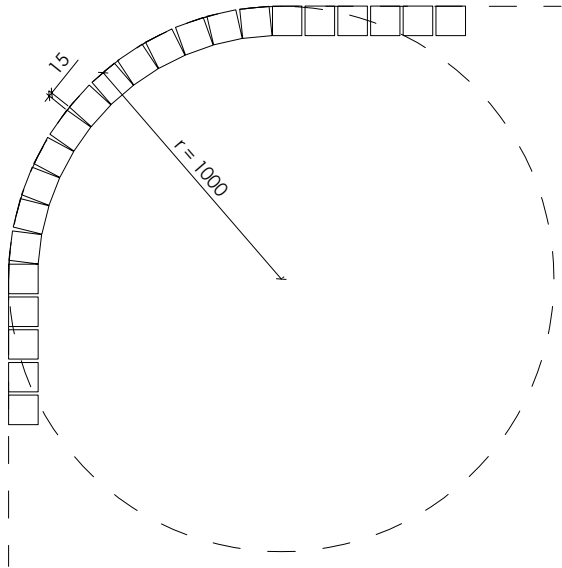


Radius = 350mm

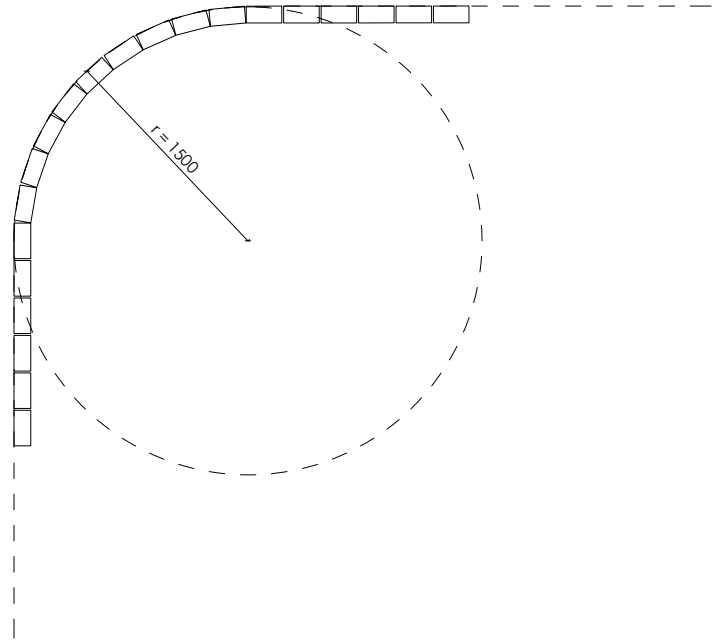


Radius = 500mm





Radius = 1000mm



Radius = 1500mm



**THOUSANDS OF YEARS  
AGO, THERE WERE ICE  
AGES.**

**THE ICE AGES LEFT  
LARGE DEPOSITS OF  
CLAY HIDDEN IN THE  
LANDSCAPE.**

**WE KNOW HOW TO FIND  
THIS CLAY. WE KNOW  
HOW TO TURN IT INTO  
THE BEST BUILDING  
MATERIAL IN THE WORLD.**

**BRICKS.**

**THE REST IS UP TO YOU.**

